


Mastery Course on Pronoun


Live Course by Prerna Ma'am


PART 2

Mastery Course on Pronoun From Basic to Advance level

10 Live Classes

 **Class PDFs**

 **QUIZZES**

 **Daily Practice**

By Prerna Ma'am

Class Topic: Day 5 - Mastery Course on Pronoun part-2- EXERCISE AND PRACTICE

**PART 2:
DAY 5**

Mastery Course on Pronoun

Exercise and Practice Session

Prerna Ma'am

- Definition in Hindi & English.
• Explanation with example.
- Use of demonstrative pronoun.
• Questions on the topics explained.

Introduction

इस कोर्स में आप pronoun के बारे में पढ़ेंगे वो भी basic level to advance level. इस कोर्स में आपलोगो को examples के द्वारा concept को clear किया जाएँगे साथ ही साथ competitive based questions करवाया जाएगा, हर concept को कहानी के द्वारा clear किया जाएगा आपलोगो को notes provide किया जाएगा previous year questions के साथ so why to wait join our pronoun mission.



Learning Objective:

The learning objective of this lesson as follows:

In this session we will do Exercise and practice

- a) Previous class revision
- b) Exercise and practice of whole topic
- c) Proper explanation
- d) Exercise on competitive question

PREVIOUS CLASS REVISION

INTERROGATIVE PRONOUN-which is used to make asking questions easy. There are just five interrogative pronouns. Each one is used to ask a very specific question or indirect question. Some, such as “who” and “whom,” refer only to people. Others can be used to refer to objects or people. Once you are familiar with interrogative The five interrogative pronouns are what, which, who, whom, and whose.

Reciprocal pronoun-A reciprocal pronoun is used to express a mutual action or relationship. There are two reciprocal pronouns:

- Each other
- One another

REFLEXIVE PRONOUN words ending in *-self* or *-selves* that are used when the subject and the object of a sentence are the same (e.g., *I believe in myself*). They can act as either objects or indirect objects. The nine English **reflexive pronouns** are *myself, yourself, himself, herself, oneself, itself, ourselves, yourselves, and themselves*.

EMPHASISING PRONOUN Emphasizing Pronouns are used to make the noun or pronoun more emphatic.

myself, yourself, himself, herself, oneself, itself, ourselves, yourselves, and themselves.

GAP FILLING

- Which do you want for your birthday
- Whom laptop is this.
- The ten students were fighting with each other
- Madan was in a hurry,so he washed the car himself.
- We will watch the movie yourself



Answers

- Which-what
- Whom-whose
- Eachother-one another
- Himselfes-himself
- Yourself-ourselves

Competitive questions(find the error)

- She hates everybody and everything who reminds her of her mistakes.
- He was much more surprised than me to see the dancing girl coming towards us .
- The five brothers are there daggers drawn so they feel below their dignity to talk to each other .
- The criminals which was changed from world had the police inspector who was taking him to jail every day.
- Everybody who was working in that office gave a day's pay as their contribution to the dependents of Dr Mohan who had died on duty
- The hotels of Patna are more luxurious than that of Muzaffarpur.

answers

- Who-which
- me -I
- each other-one another
- which-who.
- Their-his
- That-those

About course

Name: Mastery Course on Pronoun

Teacher: Prerna Mam

Online Link: On Namaste English Android App at <https://namasteenglish.page.link/hp>

After installing app, click on website link:

<https://namaste-english.com/video-courses/mastery-course-on-pronoun---part-2-from-basic-to-advance-level-by-prerna-ma'am-courses-597c23ffae3b4045af12cb96caedef2b.html>

Price: Course is available only to UNLIMITED Account users of Namaste English app. To get UNLIMITED Account, click on <https://namasteenglish.page.link/unlimited-account>